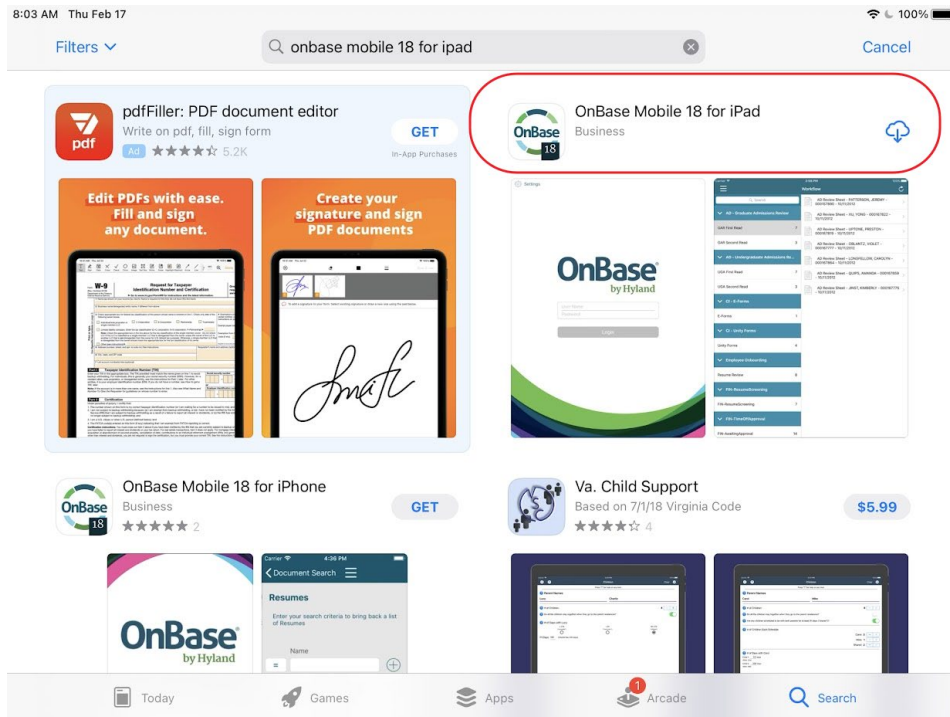


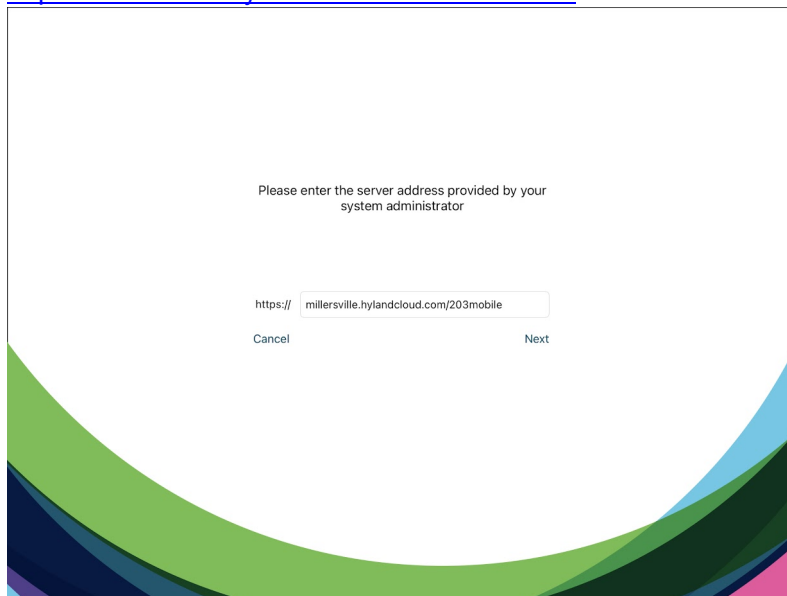
Installing the OnBase iPad App

1. Either go the the “Apple iStore” or use “Self Service Jamf” app to download OnBase Mobile 18 for iPad.




2. Enter the following server address. You only have to do this one time.

<https://millersville.hylandcloud.com/203Mobile>



3. iPad App is not able to use our Millersville single sign on credentials. Our goal is by Summer 2022 you will be able to. In the interim, you will need to contact the [Help Desk](#) so the OnBase team can provide you with a special OnBase password for iPad app.. The username will be your Millersville username. This is typically your first initial and last name. Once you log in, you can opt in to use a fingerprint, so you don't have to remember this one-off password.



4. Remember to opt into fingerprint authentication so you don't have to remember this special password.